

UNDER EMBARGO UNTIL 00.01 ON THURSDAY 22 MARCH 2018



PEEL: Police effectiveness (including leadership) 2017

An inspection of South Wales Police



March 2018

© HMICFRS 2018

ISBN: 978-1-78655-556-4

www.justiceinspectors.gov.uk/hmicfrs

Contents

Force in numbers	3
Risk-based inspection	5
Effectiveness overview	6
Protecting vulnerable people and supporting victims	8
Identifying vulnerability	8
Initial response	9
Investigating crimes involving vulnerable people	11
Partnership working	13
Specialist capabilities	14
National policing responsibilities	14
Firearms capability	15
Annex A – about the data	16

Force in numbers



Calls for assistance

Incidents per 1,000 population 12 months to 30 June 2017

South Wales Police

343

England and Wales

282



Anti-social behaviour

Anti-social behaviour (ASB) incidents per 1,000 population 12 months to 31 March 2017

South Wales Police

28

England and Wales

31

Change in ASB incidents 12 months to 31 March 2016 against 12 months to 31 March 2017

South Wales Police

-1%

England and Wales

-0.05%



Crime (excluding fraud)

Crimes recorded per 1,000 population 12 months to 30 June 2017

South Wales Police

77

England and Wales

77

Change in recorded crime 12 months to 30 June 2016 against 12 months to 30 June 2017

South Wales Police

+10%

England and Wales

+14%



Crime outcomes*

Charged/summonsed

South Wales Police

England and Wales

16%

10%

Evidential difficulties: suspect identified but victim does not support action

South Wales Police

England and Wales

16%

13%

Investigation completed but no suspect identified

South Wales Police

England and Wales

41%

48%



Domestic abuse

Domestic abuse incidents per 1,000 population 12 months to 30 June 2017

South Wales Police

England and Wales

26

15

Domestic abuse as a percentage of all recorded crime (excluding fraud) 12 months to 30 June 2017

South Wales Police

England and Wales

15%

11%



Organised crime groups

Organised crime groups per 1 million population as at 1 July 2017

South Wales Police

England and Wales

30

47

*Figures are shown as proportions of outcomes assigned to offences recorded in the 12 months to 30 June 2017. For further information about the data in this graphic please see annex A.

Risk-based inspection

HMICFRS adopted an interim risk-based approach to inspection in 2017 in order to focus more closely on areas of policing where risk to the public is most acute.¹ Under this approach, not all forces are assessed against every part of the PEEL effectiveness programme every year. South Wales Police was assessed against the following areas in 2017:

- Protecting vulnerable people; and
- Specialist capabilities.

Judgments from 2016² remain in place for areas which were not re-inspected in 2017. HMICFRS will continue to monitor areas for improvement identified in previous inspections and will assess how well each force has responded in future reports.





¹ Full details of the interim risk-based approach are available from the HMICFRS website: www.justiceinspectorates.gov.uk/hmicfrs/peel-assessments/how-we-inspect/2017-peel-assessment/#risk-based

² The 2016 effectiveness report for South Wales Police can be found on the HMICFRS website: www.justiceinspectorates.gov.uk/hmicfrs/publications/peel-police-effectiveness-2016-south-wales

Effectiveness overview

Judgments

Overall effectiveness 2017  Good

Question	Grade	Last inspected
Preventing crime and tackling anti-social behaviour	 Good	2016
Investigating crime and reducing re-offending	 Good	2016
Protecting vulnerable people	 Good	2017
Tackling serious and organised crime	 Good	2016
Specialist capabilities	Ungraded	2017

Summary

South Wales Police is good at keeping people safe and reducing crime. The force has performed consistently well in our effectiveness inspections and its progress is positive.

The force has a comprehensive understanding of vulnerability and the workforce is well equipped to identify the signs that indicate that a person may be at risk of harm. The force assesses all calls to its public service centre to identify the threats and risks that callers may be facing, which helps it to provide a response in accordance with individual need.

South Wales Police responds well to vulnerable victims and we found that call handlers, frontline officers and staff take a consistent approach to safeguarding vulnerable people. The force makes good use of powers of arrest and other legal provision to protect victims of domestic abuse and makes sure that they receive safeguarding support. However, it needs to do more to support those experiencing a mental health crisis when they first contact the police.

The force has established productive working relationships with a range of other public-sector organisations in South Wales. For example, ambulance staff work alongside police call handlers to ensure that callers receive a service that is suitable for their needs. It also has established arrangements with other organisations to ensure that vulnerable people have access to specialists in victim support.

In general, the force investigates crimes involving vulnerable victims well. However, we found a small number of stalking and fraud enquiries that were not of a satisfactory standard; the force was aware and had plans in place to address this.

South Wales Police has the necessary arrangements in place to fulfil its national policing responsibilities and to respond effectively to an attack requiring an armed response.

Protecting vulnerable people and supporting victims



Good

Identifying vulnerability

South Wales Police is good at identifying vulnerable people (people who are vulnerable through their age, disability, or because they have been subjected to repeated offences, or are at high risk of abuse, for example). Protecting vulnerable people is a clear priority in the chief constable's delivery plan 2017–18 and the police and crime reduction plan priorities 2018–21. To help its workforce spot the signs of vulnerability, the force has published a definition of vulnerability that describes the circumstances when people are most in need of support from the police. The force provides practical guidance to frontline officers and staff on how to protect vulnerable people as part of their training. It reinforces this guidance on its intranet and in regular briefings.

Officers and staff spoken to with understand the definition well and know how to protect those people who are most at risk. We also found that chief officers take personal responsibility for the standards of service provided to vulnerable people. These standards are set out in Operation Liberty, which provides a direct line of communication for senior officers to send important messages to frontline officers and staff and is also used to seek out the views of the workforce. There is good evidence that suggestions from the workforce have led to better working practices. These include improved training, closer working with other organisations in support of missing children and better use of technology to help safeguard vulnerable people.

South Wales Police has a good understanding of the nature and scale of vulnerability in the force area. It achieves this by carrying out demographic research into its local communities to create problem profiles.³ These profiles help to identify individuals and communities that are susceptible to domestic abuse, sexual assault and modern slavery. To deepen its understanding of mental health problems, in October 2017 the force analysed a 24-hour period in the public services centre, where 999 and 101 phone calls are received. The purpose of this analysis was to

³ A problem profile is intended to provide the force with greater understanding of established and emerging crime or incident series, priority locations or other identified high-risk issues. It should be based on the research and analysis of a wide range of information sources, including information from partner organisations. It should contain recommendations for making decisions and options for action.

assess each call received in the public service centre and establish whether the incident was associated with mental health problems. The data are being analysed and will contribute to the development of a mental health problem profile.

We found during our inspection that, in the main, officers have a good understanding of crime that is likely to remain hidden in communities; this is referred to as hidden harm. This often affects newly-settled or less-established communities. For example, officers are aware of employees in nail bars and car washes who are sometimes exploited for cheap labour.

South Wales Police is good at identifying vulnerable people when they first contact the force. Those working in the public service centre have all been trained to recognise vulnerability; the training frequently involves inputs from other organisations involved in supporting victims, for example health partners.

The force uses a nationally recognised risk assessment model called THRIVE⁴ in the public service centre. This helps call handlers assess the level of harm a caller may be facing. The force also has a clear process to identify callers who have been victimised before. The software available in the public service centre recognises phone numbers and locations that relate to calls the force has received previously. This is important because it helps to identify people who are victimised repeatedly and more likely to be traumatised. All of this information enables the call handler to assess the incident fully and to ensure the right action is taken to help the caller.

Initial response

South Wales Police is good at responding to vulnerable victims and makes sure that officers attending incidents have all the information they need to support the caller effectively. For domestic abuse victims, officers complete a nationally recognised risk assessment tool called DASH⁵. This helps officers consider the specific risks that victims are facing and the steps that need to be taken to protect them. Specialist teams in the force review the DASH forms to make sure they have been completed properly. If there are any shortcomings, they are referred to the officer's supervisor for improvements to be made. Officers make every effort to arrest perpetrators of domestic abuse to protect victims. In the 12 months to 30 June 2017, South Wales

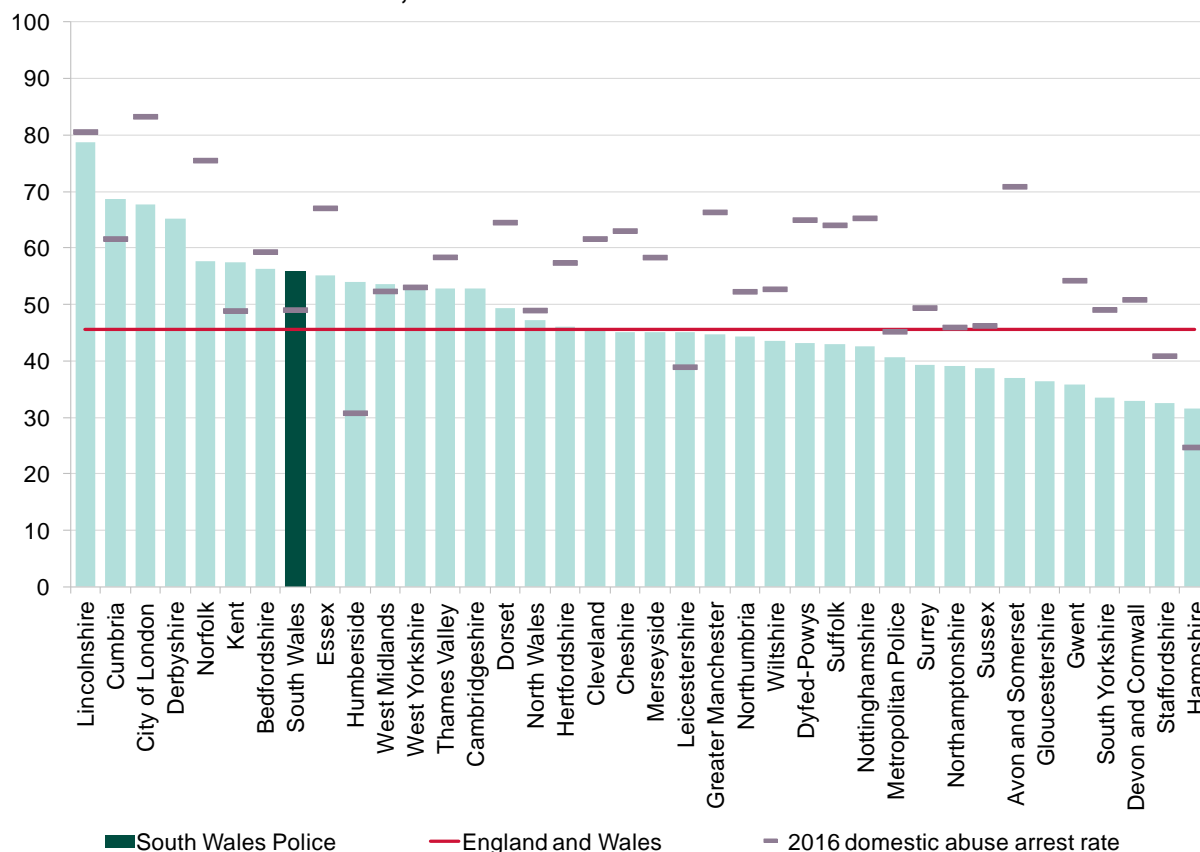
⁴ The threat, harm, risk, investigation, vulnerability and engagement (THRIVE) model is used to assess the appropriate initial police response to a call for service. It allows a judgment to be made of the relative risk posed by the call and places the individual needs of the victim at the centre of that decision.

⁵ DASH is a risk identification, assessment and management model adopted by UK police forces and partner agencies in 2009. The aim of the DASH assessment is to help frontline practitioners identify high-risk cases of domestic abuse, stalking and so-called honour-based violence.

Police made 56 arrests per 100 domestic abuse-related offences. This is higher than the England and Wales rate over the same time period of 46 arrests per 100 domestic abuse-related offences.

The rate of arrest for domestic abuse offences can provide an indication of a force's approach to handling domestic abuse offenders. Although for the purpose of this calculation arrests are not linked directly to offences, a high arrest rate may suggest that a force prioritises arrests for domestic abuse offenders over other potential forms of action (for further information, please see annex A). HMICFRS has evaluated the arrest rate alongside other measures during our inspection process to understand how each force deals with domestic abuse overall.

Figure 1: Domestic abuse arrest rate (per 100 domestic abuse-related offences), by force, in the 12 months to 30 June 2017^{6,7}



Source: 2016 and 2017 HMICFRS data return, 2016 and 2017 Home Office domestic abuse crime data⁸

For further information about this data, please see annex A

Investigating crimes involving vulnerable people

South Wales Police is generally good at investigating crimes that involve vulnerable people. Detectives in the force’s investigation teams are accredited to national standards, and in the main investigations are allocated to individuals with the right skills and experience to complete enquiries effectively. The workloads of these teams are manageable and the force offers welfare support to officers who carry out sensitive investigations involving high-risk victims. However, we found that a small number of stalking and harassment cases and some fraud allegations were not

⁶ Durham, Lancashire, Warwickshire and West Mercia forces were unable to provide 2017 domestic abuse arrest data. Cambridgeshire, Derbyshire, Durham and Gloucestershire forces were unable to provide 2016 domestic abuse arrest data.

⁷ North Yorkshire Police was unable to provide comparable domestic abuse arrest data. Therefore, it has been removed from the graph. For further information, please see annex A.

⁸ The Home Office has provided HMICFRS with data on domestic abuse-related offences recorded in the 12 months to 30 June 2017. These data are more recent than those published by the Office for National Statistics.

being investigated well. This is because they were allocated to officers who did not have the right skills and training to investigate them properly. This is something the force is aware of and is taking action to address.

The force makes good use of court orders to protect victims of domestic abuse. If there are concerns that the victim may be at risk of further violence, the force will apply to a magistrate for a domestic violence protection order (DVPO)⁹. South Wales Police has increased the number of DVPOs it has applied for from 91 in the 12 months to 30 June 2016 to 121 in the 12 months to 30 June 2017. Officers monitor the perpetrator's behaviour to ensure that they do not intimidate the victim further and arrests them if they do not comply with the order. The force also makes good use of Clare's Law¹⁰, which makes provision for the police to disclose to an individual the details of their partner's abusive past so they can make an informed decision about their relationship. We also examined the rate of criminal justice outcomes where there were evidential difficulties and the victim did not support police action. This rate for South Wales Police is 39 per 100 domestic abuse-related offences, compared with the England and Wales rate of 43. It is vital that the force monitors these cases constantly to ensure that investigators are taking the necessary steps to encourage victims to support prosecutions.

South Wales Police has specialist teams who manage violent and sex offenders in South Wales. Officers working in neighbourhood teams are aware of any sex offenders in their areas and they take an active role in monitoring their behaviour. The force uses the active risk management system (ARMS)¹¹, a recognised risk management tool. ARMS helps to identify the risk of re-offending and to develop management plans to minimise the danger that offenders can present in communities. The force has worked effectively to carry out these assessments and the workloads of the force's offender managers are monitored closely.

⁹ Domestic violence protection notices (DVPNs) may be issued by an authorised police officer to prevent a suspected perpetrator from returning to a victim's home and/or contacting the victim. Following the issue of the DVPN, the police must apply to magistrates for a domestic violence protection order (DVPO). The DVPO will be granted for a period of up to 28 days.

¹⁰ Clare's Law, or the domestic violence disclosure scheme, has two functions: the 'right to ask' the police about a partner's previous history of domestic abuse or violent acts; and the 'right to know' – police can proactively disclose information in prescribed circumstances.

¹¹ ARMS is a structured assessment process to assess dynamic risk factors known to be associated with sexual re-offending, and protective factors known to be associated with reduced offending. It is intended to provide police and probation with information to plan management of convicted sex offenders in the community.

Partnership working

South Wales Police is good at working with its partner organisations (such as local authorities, or health and education services) to protect vulnerable people. We recognise that these arrangements are complex, because there are seven local authorities and three health boards that operate within the force's geographical area. The force has arrangements throughout its area to work with organisations to support vulnerable victims. In some areas these have developed into multi-agency safeguarding hubs (MASHs)¹², which involve the police, local authorities, health and other professionals in agreeing joint plans to help vulnerable people. Where a MASH is not in place, there are arrangements to exchange information and bring in support from local authorities and other partners – in these cases, the force relies on the use of PPNs to provide the details of vulnerable victims.

Multi-agency risk assessment conferences (MARACs)¹³ convene in South Wales to provide support to high-risk domestic abuse victims. The conferences allow information on risk to be exchanged, which enables representatives to identify options to protect victims and any other vulnerable parties such as children. In the 12 months to 30 June 2017, the number of cases discussed at MARACs per 10,000 adult females in South Wales increased by 22 percent, when compared with the 12 months to 30 June 2016; it is encouraging that the MARAC service is benefiting an increasing number of victims.

¹² A multi-agency safeguarding hub (MASH) is a location in which staff from the police, local authority and other safeguarding agencies share data, research and decision making about local children and adults who are vulnerable; the purpose is to ensure a timely and joined-up response for children and vulnerable adults who require protection.

¹³ A multi-agency risk assessment conference (MARAC) is a meeting where information is shared on the highest risk domestic abuse cases between representatives of local police, health, child protection, housing practitioners, independent domestic violence advisors, probation and other specialists from the statutory and voluntary sectors.

Specialist capabilities

Ungraded

National policing responsibilities

*The Strategic Policing Requirement (SPR)*¹⁴ specifies six national threats: terrorism, cyber-crime, public order, civil emergencies, child sexual abuse and serious and organised crime¹⁵.

South Wales Police has the necessary arrangements in place to ensure that it can fulfil its national policing responsibilities. The force has assessed its capability to respond to the six national threats included in the SPR.

An assistant chief constable leads the programme to build the force's capacity to respond to national threats. Progress is reviewed quarterly and effective arrangements are in place to re-prioritise the threats should any risks be identified. The force has also established strong ties with the South Wales local resilience forum¹⁶ which brings together other emergency services, local authorities and external organisations with expertise in civil emergencies and disaster recovery.

South Wales Police has established a comprehensive programme to test its response to national threats. It also has a good track record of policing large-scale events in South Wales, such as the NATO conference, UEFA Champions League, major sporting events, concerts and is home to the Welsh government. The force has good procedures in place to identify how improvements can be made and to develop best practice continually. A good example we reviewed as part of the inspection was the de-briefing exercise that followed the recent Champions League football final at the Principality Stadium in Cardiff. This identified useful learning points for future events.

¹⁴ The SPR is issued annually by the Home Secretary. It sets out the latest national threats and appropriate national policing capabilities required to counter them. National threats require a co-ordinated or aggregated response from police forces, national agencies or other partners. *The Strategic Policing Requirement*, Home Office, March 2015. Available from: www.gov.uk/government/uploads/system/uploads/attachment_data/file/417116/The_Strategic_Policing_Requirement.pdf

¹⁵ Serious and organised crime is when serious crime is planned, co-ordinated and conducted by people working together on a continuing basis. Their motivation is often, but not always, financial gain.

¹⁶ Local resilience forums are multi-agency partnerships made up of representatives from local public services, including the emergency services, local authorities, the NHS, the Environment Agency and others. For more information see: www.gov.uk/guidance/local-resilience-forums-contact-details#overview

Firearms capability

HMICFRS inspected how well forces were prepared to manage firearms attacks in our 2016 effectiveness inspections. Subsequent terrorist attacks in the UK and Europe have meant that the police service maintains a firm focus on armed capability in England and Wales.

It is not just terrorist attacks that place operational demands on armed officers. The threat can include the activity of organised crime groups or armed street gangs and all other crime involving guns. The *Code of Practice on the Police Use of Firearms and Less Lethal Weapons*¹⁷ makes forces responsible for implementing national standards of armed policing. The code stipulates that a chief officer be designated to oversee these standards. This requires the chief officer to set out the firearms threat in an armed policing strategic threat and risk assessment (APSTRA). The chief officer must also set out clear rationale for the number of armed officers (armed capacity) and the level to which they are trained (armed capability).

South Wales Police operates joint arrangements with Gwent Police and Dyfed-Powys Police to provide armed policing. The force has a good understanding of the potential harm facing the public; its APSTRA conforms to the requirements of the code and the College of Policing guidance.¹⁸ The force last reviewed its APSTRA in April 2017.

We found that the designated chief officer scrutinises the APSTRA closely. She formally approves its content, which includes the levels of armed capability and capacity that the threats require. Her decisions and the rationale on which they are based are clearly auditable.

¹⁷ *Code of Practice on Police use of Firearms and Less Lethal Weapons*, Home Office, 2003.

¹⁸ College of Policing authorised professional practice on armed policing available at: www.app.college.police.uk/app-content/armed-policing/?s

Annex A – about the data

The information presented in this report comes from a range of sources, including data published by the Home Office, the Office for National Statistics, inspection fieldwork and data collected directly from all 43 geographic police forces in England and Wales.

Where HMICFRS collected data directly from police forces, we took reasonable steps to agree the design of the data collection with forces and with other interested parties such as the Home Office. We gave forces several opportunities to quality assure and validate the data they provided us, to ensure the accuracy of the evidence presented. For instance:

- Data that forces submitted were checked and queried with those forces where data were notably different from other forces or were internally inconsistent.
- All forces were asked to check the final data used in the report and correct any errors identified.

The source of the data is presented with each figure in the report, and is set out in more detail within this annex. The source of Force in numbers data is also set out below.

Methodology

Data in the report

British Transport Police was outside the scope of inspection. Any aggregated totals for England and Wales exclude British Transport Police data, so will differ from those published by the Home Office.

Where other forces have been unable to supply data, this is mentioned under the relevant sections below.

Population

For all uses of population as a denominator in our calculations, unless otherwise noted, we use Office for National Statistics (ONS) mid-2016 population estimates. These were the most recent data available at the time of the inspection.

For the specific case of City of London Police, we include both resident and transient population within our calculations. This is to account for the unique nature and demographics of this force's responsibility.

Survey of police staff

HMICFRS surveyed the police workforce across forces in England and Wales, to understand their views on workloads, redeployment and the suitability of assigned tasks. This survey was a non-statistical, voluntary sample which means that results may not be representative of the workforce population. The number of responses varied between 16 and 1,678 across forces. Therefore, we treated results with caution and used them for identifying themes that could be explored further during fieldwork rather than to assess individual force performance.

Ipsos MORI survey of public attitudes towards policing

HMICFRS commissioned Ipsos MORI to survey attitudes towards policing between 21 July and 15 August 2017. Respondents were drawn from an online panel and results were weighted by age, gender and work status to match the population profile of the force area. The sampling method used is not a statistical random sample and the sample size was small, varying between 300 and 321 individuals in each force area. Therefore, any results provided are only an indication of satisfaction rather than an absolute.

The findings of this survey are available on our website:

www.justiceinspectorates.gov.uk/hmicfrs/data/peel-assessments

Review of crime files

HMICFRS reviewed 2,700¹⁹ police case files across crime types for:

- theft from person;
- rape (including attempts);
- stalking;
- harassment;
- common assault;
- grievous bodily harm (wounding);
- actual bodily harm.

Our file review was designed to provide a broad overview of the identification of vulnerability, the effectiveness of investigations and to understand how victims are treated through police processes. We randomly selected files from crimes recorded between 1 January 2017 and 31 March 2017 and assessed them against several

¹⁹ 60 case files were reviewed in each force, with the exception of the Metropolitan Police Service, West Midlands Police and West Yorkshire Police where 90 case files were reviewed.

criteria. Due to the small sample size of cases selected per force, we did not use results from the file review as the sole basis for assessing individual force performance, but alongside other evidence gathered.

Force in numbers

A dash in this graphic indicates that a force was not able to supply HMICFRS with data or the data supplied by the forces were not comparable.

Calls for assistance (including those for domestic abuse)

These data were collected directly from all 43 geographic police forces in England and Wales. In 2017, the data requested from forces contained a different breakdown of occurrences where the police were called to an incident.

Recorded crime and crime outcomes

These data are obtained from Home Office police recorded crime and outcomes data tables for the 12 months to 30 June 2017 and are taken from the October 2017 Home Office data release, which is available from:

www.gov.uk/government/statistics/police-recorded-crime-open-data-tables

Total police-recorded crime includes all crime, except fraud offences, recorded by all police forces in England and Wales. Home Office publications on the overall volumes and rates of recorded crime and outcomes include British Transport Police, which is outside the scope of this HMICFRS inspection. Therefore, England and Wales rates in this report will differ from those published by the Home Office.

Data referring to police-recorded crime should be treated with care, as recent increases may be attributed to the renewed focus on the quality and compliance of crime recording since HMICFRS' national inspection of crime data in 2014.

Suffolk Constabulary was unable to submit 2017 outcomes data to the Home Office due to data quality issues, relating to the changing of its crime recording system to Athena. Therefore Suffolk Constabulary has been excluded from the England and Wales figure.

Other notable points to consider when interpreting outcomes data are listed below.

- Crime outcome proportions show the percentage of crimes recorded in the 12 months to 30 June 2017 that have been assigned each outcome. This means that each crime is tracked or linked to its outcome. Therefore these data are subject to change, as more crimes are assigned outcomes over time.

UNDER EMBARGO UNTIL 00.01 ON THURSDAY 22 MARCH 2018

- Under the new framework, 37 police forces in England and Wales provide outcomes data through the Home Office data hub (HODH) on a monthly basis. All other forces provide these data via a manual return also occurring on a monthly basis.
- Leicestershire, Staffordshire and West Yorkshire forces participated in the Ministry of Justice's out of court disposals pilot. This means they no longer issued simple cautions or cannabis/khat warnings and they restrict their use of penalty notices for disorder as disposal options for adult offenders, as part of the pilot. These three pilot forces continued to operate in accordance with the pilot conditions since the pilot ended in November 2015. Other forces subsequently also limited their use of some out of court disposals. Therefore, the outcomes data should be viewed with this in mind.
- Direct comparisons should not be made between general crime outcomes and domestic abuse-related outcomes. Domestic abuse-related outcomes are based on the number of outcomes for domestic-abuse related offences recorded in the 12 months to 30 June 2017, irrespective of when the crime was recorded. Therefore, the domestic abuse-related crimes and outcomes recorded in the reporting year are not tracked, whereas the general outcomes are tracked.
- For a full commentary and explanation of outcome types please see Crime Outcomes in England and Wales: year ending March 2017, Home Office, July 2017. Available from:
www.gov.uk/government/uploads/system/uploads/attachment_data/file/633048/crime-outcomes-hosb0917.pdf

Anti-social behaviour

These data are obtained from Office for National Statistics data tables (year ending 31 March 2017), available from:

www.ons.gov.uk/peoplepopulationandcommunity/crimeandjustice/datasets/policeforceareadatatables

All police forces record incidents of anti-social behaviour (ASB) reported to them in accordance with the provisions of the National Standard for Incident Recording (NSIR). Forces record incidents under NSIR in accordance with the same victim-focused approach that applies for recorded crime, although these data are not subject to the same quality assurance as the main recorded crime collection. Incident counts should be interpreted as incidents recorded by the police, rather than reflecting the true level of victimisation. Other agencies also deal with ASB incidents (for example, local authorities and social landlords), but incidents reported to these agencies will not generally be included in police data.

When viewing this data the reader should be aware that Warwickshire Police had a problem with its incident recording. For a small percentage of all incidents reported during 2015-16 the force could not identify whether these were ASB or other types of incident. These incidents have been distributed pro rata for Warwickshire, so that two percent of ASB incidents in the reporting year for 2015-16 is estimated.

Domestic abuse

Data relating to domestic abuse-flagged offences is obtained through the Home Office for the 12 months to 30 June 2017. These are more recent data than those previously published by Office for National Statistics. The Home Office collects these data regularly and requires all forces to record accurately and flag domestic abuse crimes. Domestic abuse flags should be applied in accordance with the Home Office Counting Rules²⁰ to ensure consistency across forces, and within published data sets.

Data relating to domestic abuse arrests and outcomes were collected directly from all 43 geographic police forces in England and Wales.

Further information about the domestic abuse statistics and recent releases is available from:

www.ons.gov.uk/releases/domesticabuseinenglandandwalesyearendingmarch2017

When viewing this data the reader should be aware that North Yorkshire Police was unable to give the Home Office comparable data on domestic abuse-flagged crimes. The force extracted data for HMICFRS on the powers and outcomes used to deal with these offences by using an enhanced search. This search examined additional factors (such as the victim / suspect relationship) and included a keyword search to identify additional domestic abuse crimes which may not have been flagged. The force used a simpler search, which identified domestic abuse crimes by flagging alone, to extract data it supplied to the Home Office. As North Yorkshire Police's data on domestic abuse are not comparable with other forces, we have excluded the data.

²⁰ Home Office Counting Rules are rules in accordance with which crime data – required to be submitted to the Home Secretary under sections 44 and 45 of the Police Act 1996 – must be collected. They set down how the police service in England and Wales must record crime, how crimes must be classified according to crime type and categories, whether and when to record crime, how many crimes to record in respect of a single incident and the regime for the re-classification of crimes as no-crimes.

Organised crime groups (OCGs)

These data were collected directly from all 43 geographic police forces in England and Wales. City of London Police is excluded from the England and Wales rate as its OCG data are not comparable with other forces due to size and its wider national remit.

As at 1 July 2017 City of London Police had recorded 46 OCGs. However during the inspection we found that only six OCGs were within the force's geographical area and the remaining 40 were part of the National Fraud Intelligence Bureau's remit.

Figures in the report

Not all forces' reports will contain all the figures we mention in the sections below. This is because some forces' data was incomplete or not comparable with England and Wales data, and in 2017 HMICFRS undertook risk-based inspections. More details about our risk-based approach can be found here:

www.justiceinspectorates.gov.uk/hmicfrs/peel-assessments/how-we-inspect/2017-peel-assessment/#risk-based

Rate of anti-social behaviour (ASB) powers per 1 million population, by force, in the 12 months to 30 June 2017

These data were collected directly from all 43 geographic police forces in England and Wales. HMICFRS collected data on anti-social behaviour powers, including:

- criminal behaviour orders;
- community protection notices;
- civil injunctions;
- dispersal orders.

Together these powers form the anti-social behaviour (ASB) powers considered in this report.

The Crime and Policing Act 2014 introduced ASB powers which can be applied by both local authorities and the police. The ASB powers data provided in this report covers police data. Therefore, results should be treated with caution as they may not include instances where local authorities exercised these powers.

When viewing this data the reader should be aware of the following:

- Bedfordshire Police, Greater Manchester Police and the Metropolitan Police Service were unable to provide data on anti-social behaviour powers as the data are not held centrally within each force.

UNDER EMBARGO UNTIL 00.01 ON THURSDAY 22 MARCH 2018

- Greater Manchester Police was unable to provide any 2016 ASB use of powers data. Greater Manchester Police intends for its new integrated operational policing system to incorporate recording of ASB powers.
- Suffolk Constabulary was only able to provide data for the southern area of the force in 2017. Therefore its data are excluded.
- The forces highlighted above are not included in the figure or in the calculation of the England and Wales rate.
- Gloucestershire, Hertfordshire, Humberside and Merseyside forces were only able to provide partial 2017 ASB use of powers data.
- Gloucestershire Constabulary and Hertfordshire Constabulary were unable to obtain data regarding the number of civil injunctions as their local authorities lead the application of these.
- Humberside Police was unable to provide data on community protection notices and civil injunction notices as its local authorities lead the application of these. The force does not collect data on criminal behaviour orders and dispersal orders.
- Merseyside Police was unable to provide data on dispersal orders as these orders are attached to individual crime files.

Proportion of investigations where action was taken, by force, for offences recorded in the 12 months to 30 June 2017

Please see 'Recorded Crime and Crime Outcomes' above.

Suffolk Constabulary was unable to provide 2017 crime outcomes data. Dorset Police was unable to provide 2016 crime outcomes data. Therefore, these forces' data are not included in the figure.

Dorset Police was unable to provide 2016 crimes outcome data, because it had difficulty with the recording of crime outcomes for the 12 months to 30 June 2016. This was due to the force introducing the Niche records management system in spring 2015. Problems with the implementation of Niche meant that crime outcomes were not reliably recorded.

Domestic abuse arrest rate (per 100 domestic abuse-related offences), by force, in the 12 months to 30 June 2017

Please see 'Domestic abuse' above.

- The arrest rate is calculated using a common time period for arrests and offences. It is important to note that each arrest is not necessarily directly linked to its specific domestic abuse offence recorded in the 12 months to 30 June 2017 in this calculation. It is also possible to have more than one arrest

per offence. In addition, the reader should note the increase in police-recorded crime which affected the majority of forces over the last year. This may mean arrest rates are higher than the figures suggest. Despite this, the calculation still indicates whether the force prioritises arrests for domestic abuse offenders over other potential forms of action. HMICFRS evaluated the arrest rate alongside other measures (such as use of voluntary attendance or body-worn video cameras) during our inspection process to understand how each force deals with domestic abuse overall.

When viewing this data the reader should be aware of the following:

- Durham, Lancashire, Warwickshire and West Mercia forces were unable to provide domestic abuse arrest data. North Yorkshire Police was unable to provide comparable domestic abuse crime and arrest data, so a rate could not be calculated. Therefore, these forces are not included in the figure.
- Cambridgeshire, Derbyshire, Durham and Gloucestershire forces were unable to provide 2016 domestic abuse arrest data. Therefore, these forces do not have 2016 data included in the figure.

When viewing domestic abuse arrest data for 2016, the reader should be aware of the following:

- Cambridgeshire Constabulary was unable to provide 2016 domestic abuse arrest data due to a recording problem that meant it could only obtain accurate data from a manual audit of its custody records.
- Lancashire Constabulary had difficulty in identifying all domestic abuse-flagged arrests. This affected 23 days in the 12 months to 30 June 2016. The force investigated this and confirmed that the impact on the 2016 data provided to HMICFRS would be marginal and that these are the most reliable data it can provide.

Rate of organised crime groups (OCGs) per 1 million population, by force, as at 1 July 2017

Please see 'Organised crime groups' above.

Organised crime group data from City of London Police are not comparable with other forces. Therefore, its data are not included in the figure.

For data relating to 2016 the number of OCGs in Warwickshire Police and West Mercia Police force areas is a combined total of OCGs for the two force areas. The OCGs per 1 million population rate is based upon their areas' combined population. For the 2017 data Warwickshire Police and West Mercia Police force split their OCGs into two separate force areas.